


WORK SHEET

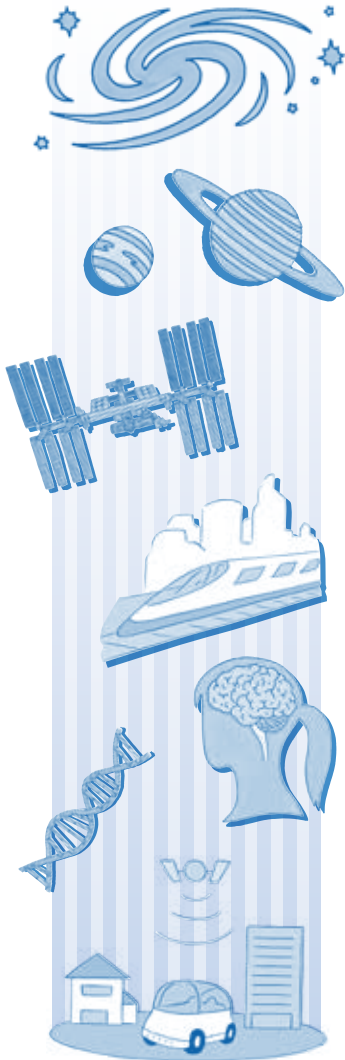
Miraikan is a place for people to think, and discuss about science and the future.
Let's, together, think about science and the kind of future we want!



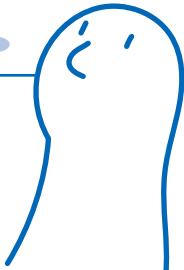
1 What are the names of the exhibits you experienced?
Write them all down.

2 What did you learn from the exhibits you experienced?

3 What kind of future did you image from the exhibits you experienced?



4 Write down your questions and things you want to find out.



Ask a Miraikan staff around you!

Date _____ Grade _____

School name _____ Name _____

How to use the Worksheet ~to the teachers~

There aren't any correct answers to this worksheet.
This encourages the students to write down their thoughts
and what they felt upon experiencing the exhibits.
Do not show the example below to them;
instead, use it for your own reference.



Things you have
to prepare:

- Worksheet
- Clip board
- Stationary

Suggested print size:
A4

Target age : Grade 4 (recommended)

For groups or individuals

Number of people : any

Place : 3rd and 5th floor Permanent exhibitions

Required time : around 1 hour

(to decide depending on your school's needs.)

※The school is responsible in guiding its students.

※Please note that Miraikan staff is not responsible in guiding.

※Please keep an eye on your students, and guide them in case they face difficulties in filling up the form.

※If the exhibition area is crowded, encourage your students to move to other exhibits and ensure efficient use of their time.

※1 and 2 are recommended to fill out while visiting the exhibits.


3 and 4 can be filled out while or after your visit.

Example

Miraikan Permanent Exhibition Worksheet

WORK SHEET

Miraikan is a place for people to think, and discuss about science and the future. Let's, together, think about science and the kind of future we want!



1 What are the names of the exhibits you experienced?
Write them all down.

•Mission Survival: 10 Billion

2 What did you learn from the exhibits you experienced?

- Paro is a robot developed for robot therapy. Reactions vary depending on where you touch it.
- Natural disasters can happen at any time. It is important that each one of us become aware of the necessity of prevention.

3 What kind of future did you image from the exhibits you experienced?

- In the future, therapy robots will be deployed in elderly care facilities and hospitals. The effects of animal therapy can be obtained regardless of the presence or absence of animal allergies.
- In the future, seismic countermeasures will be better than today.

4 Write down your questions and things you want to find out.

- ①How similar are the movements of therapy robots and real animals?
- ②Is there anything a robot can't do?
- ③How to recognize disasters we don't feel right now?
⇒I want to research on that.

Ask a Miraikan staff around you!

Date

Grade 5
School name Sakura Elementary School

Name
Kantaro MIRAI



Before you visit the exhibits...

Explain the purpose of this worksheet.

This will elicit the student's interest and give their perspectives.

Objectives of this worksheet

1 Write the names of the exhibits

This will help them remember their paths and review what they have seen.

2 Put the experience into words

Gathering information from the exhibits and panels, and putting them into their own words, will make the experience a more meaningful one and better understand the exhibits.

3 Put thoughts into words and share

By imagining the "future" of "what they learned" written in ②, they develop the ability to think about the future, which they are part of. What evolves with Science and Technology or what becomes a problem, depend on one's perspectives. Whether it is a positive thought or a negative one, it is important to put them into words and encourage to share them.

4 Enhance interest by experiencing and sharing thoughts.

With ① to ③, and writing questions and interests that emerge from those, will lead to "learn by researching" and foster an inquisitive learning attitude.