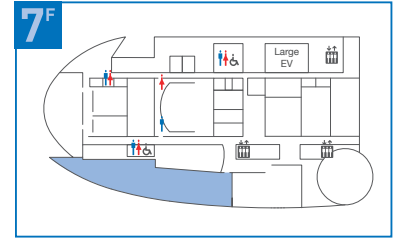
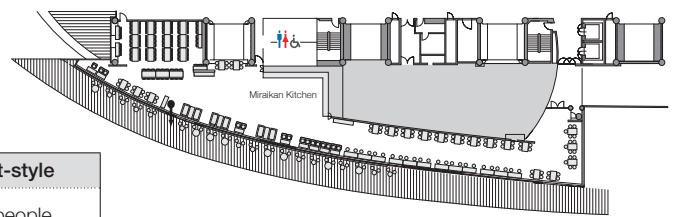


Viewing Lounge

You can enjoy the view all the way from Rainbow Bridge to Tokyo Tower. We offer a variety of foods and drinks in the lounge during our opening hours.



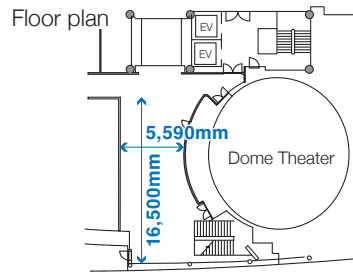
Floor plan



Floor space	Ceiling height	Restaurant Style	Buffet-style
480㎡	3m-8m	239 indoor and 40 terrace seats	400 people

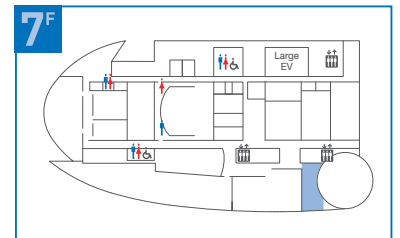
- * The area represents the entire floor space.
- * No entry to the counter.
- * Food and beverages are not provided. There is no designated caterer, so please select a caterer that fits your budget.
- * Basically available only after closing hours and days when Miraikan is closed.
- * Terrace seating is available only on sunny days.

Dome Theater Lobby

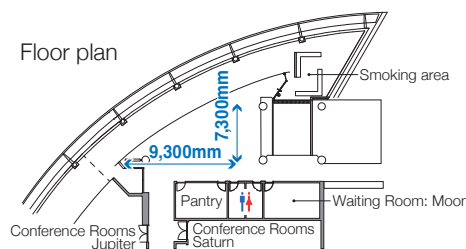


Floor space	Capacity	AED (automated external defibrillator)
92㎡	75 people	○

- * Since the lobby is located near the exit of the Dome Theater, please secure space for the flow of customers after screenings.
- * The viewing lounge is used as a general rest area if not rented.
- * Basically available only after closing hours and days when Miraikan is closed.



Lobby (2)



- * Normally, visitors cannot enter.
- * Part of the lobby (2) can be used exclusively for a fee when Conference Rooms Jupiter, Saturn and Uranus are rented at the same time. (See "List of Facility Usage Fees", P24)

Floor Space	Capacity	Photocopier*	vending machine*	Drinking Fountain*
34㎡	35 people	○	○	○

* Shared equipment available to other users. We appreciate your cooperation in securing the flow line.