
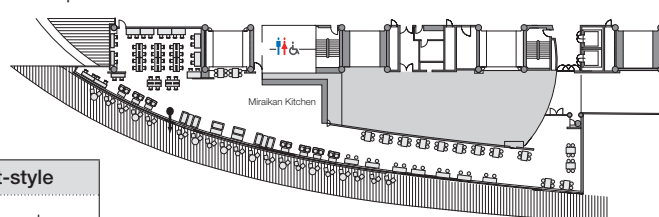


## Viewing Lounge

You can enjoy the view all the way from Rainbow Bridge to Tokyo Tower. We offer a variety of foods and drinks in the lounge during our opening hours.

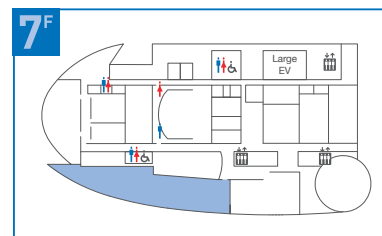


Floor plan

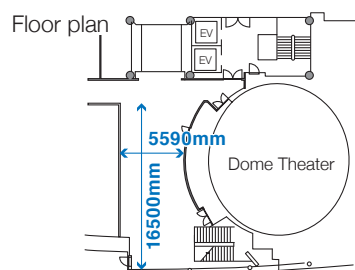


Floor space	Ceiling height	Restaurant Style	Buffet-style
480㎡	3m-8m	161 indoor and 40 terrace seats	400 people

- \* The area represents the entire floor space.
- \* No entry to the counter.
- \* Food and beverages are not provided. There is no designated caterer, so please select a caterer that fits your budget.
- \* Basically available only after closing hours and days when Miraikan is closed.
- \* Terrace seating is available only on sunny days.

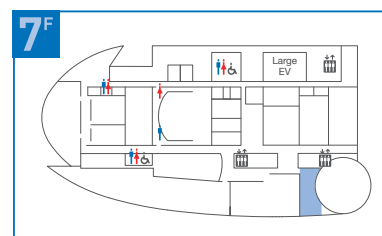


## Dome Theater Lobby

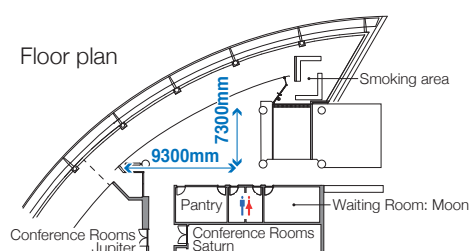



Floor space	Capacity	AED (automated external defibrillator)
92㎡	75 people	○

- \* Since the lobby is located near the exit of the Dome Theater, please secure space for the flow of customers after screenings.
- \* The viewing lounge is used as a general rest area if not rented.
- \* Basically available only after closing hours and days when Miraikan is closed.



## Lobby (2)



- \* Normally, visitors cannot enter.
- \* Part of the lobby (2) can be used exclusively for a fee when Conference Rooms Jupiter, Saturn and Uranus are rented at the same time. (See "List of Facility Usage Fees", P24)

Floor Space	Capacity	Photocopier*	vending machine*	Drinking Fountain*
34㎡	35 people	○	○	○

- \* Shared equipment available to other users.
- Please cooperate in the securing of walkthrough space.

